



## Fitmore<sup>®</sup> Hip Stem



Bone conservation designed to help restore patient anatomies.

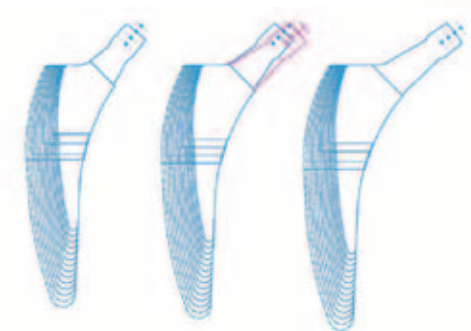


## Introducing the new Fitmore Hip Stem.

The Zimmer *Fitmore* Hip Stem is a bone-preserving system of implants that is specifically designed for use with less invasive surgical procedures.

The system aims to provide stable reconstruction of each individual's anatomy through its innovative concept of matching stem offset with different medial curvatures.

The triple taper design and proximal Ti-Plasma coating enables secure press-fit, while the trapezoidal cross-section provides for rotational stability.



### Why Fitmore.

- Preserves natural bone in the greater trochanter
- Different medial curvatures to help restore patient's anatomy
- Trapezoidal cross-section offers proven primary fixation



# Proven design *pri*



## The Fitmore Hip Stem utilizes clinically proven materials and design.

- Protasul® - 64 WF Titanium alloy (Ti Al6V4)
- Ti-Plasma (Ti-VPS) coating on the proximal surface
- Rough blasting distally

The Ti-Plasma coating and the rough blasted surface allow for excellent bone on-growth.

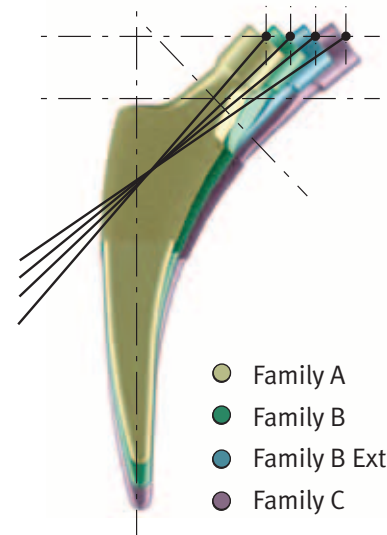


The triple taper design with proximal Ti-Plasma coating creates a press fit and proximal transfer of forces, which is supported by the apposition on the calcar region.

Primary fixation and rotational stability is ensured by the trapezoidal cross-section of the stem, apposition on the calcar region, and the lateral cortex in the subtrochanteric region.

## Innovative approach to design.

The *Fitmore* system is comprised of three different families, with Family B available in an extended offset option. The families were developed to address the relationship between head center and medial curvature of the femoral canal. Each stem family differs in respect to its medial contour, neck shaft angle, and range of stem offsets.



	Neck Angle	Offsets	Stem Length
<b>Family A</b>	140°	31-39mm	87-123mm
<b>Family B</b>	137°	37-45mm	90-129mm
<b>Family B Ext</b>	129°	44-52mm	90-129mm
<b>Family C</b>	127°	51-59mm	96-135mm

- Family A
- Family B
- Family B Ext
- Family C

# nciples.

## Bone conserving.

Bone conservation is an important part of total hip arthroplasty. By removing as little bone as possible during a primary operation, the surgeon leaves more options for any potential future revision surgery. The *Fitmore's* short curved stem design helps conserve bone.

The *Fitmore* Hip Stem's short length and curved design helps preserve the patient's natural bone in the greater trochanter, where it matters most.

## Muscle and soft tissue sparing.

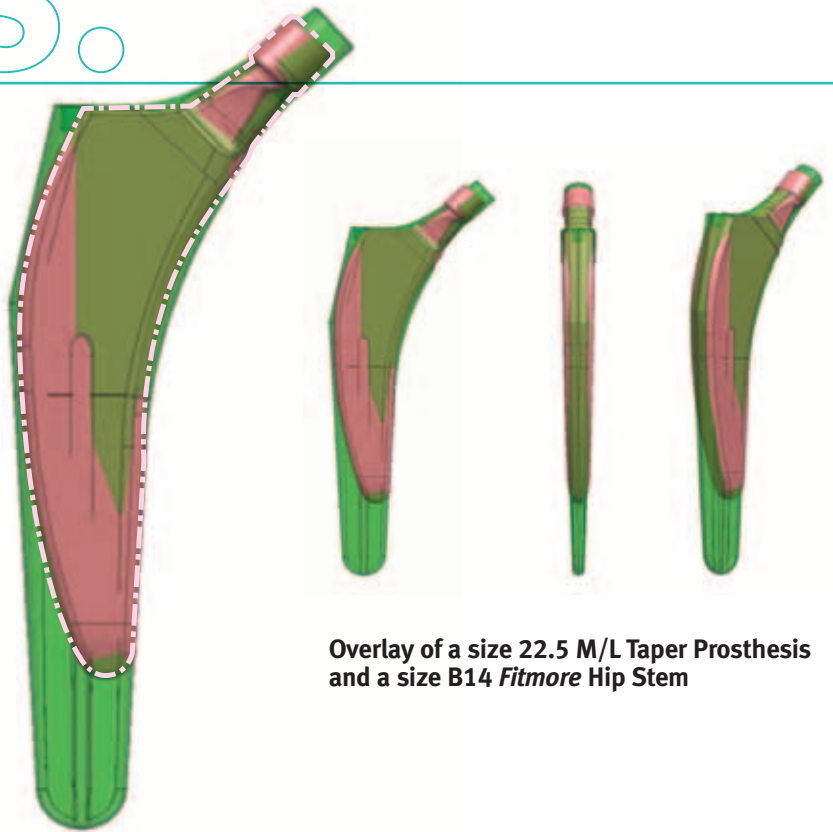
Zimmer has been at the forefront of less invasive approaches to total hip arthroplasty. As the leader in minimally invasive solutions, Zimmer is proud to introduce the *Fitmore* Hip Stem, an implant designed with muscle and soft tissue-sparing approaches in mind.

Note: Not allowed for MIS 2-incision technique.

The *Fitmore* rasps and implants allow for a curved trajectory and insertion along the calcar arch. Through this curved introduction, there is no need to open the lateral trochanter, potentially sparing the insertion point of the hip abductors.

## Curved design.

- Bone conservation
- Shortened stem
- No opening of the greater trochanter laterally
- Insertion along the calcar arch



Overlay of a size 22.5 M/L Taper Prosthesis and a size B14 *Fitmore* Hip Stem

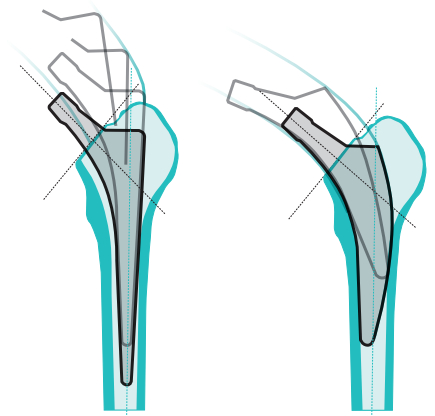
# Muscle and soft tissue sparing to enable MIS surgery.

Each stem family follows a different medial contour which allows for a more accurate reconstruction of the patient's femoral medial contour. The *Fitmore* Hip Stem is available in four offset versions with three different stem bodies.

A large offset-range allows for a more precise restoration of the patient's offset.

*Fitmore* Stem's offset is independent of the stem body size in order to accommodate large offsets with thin medullary canals.

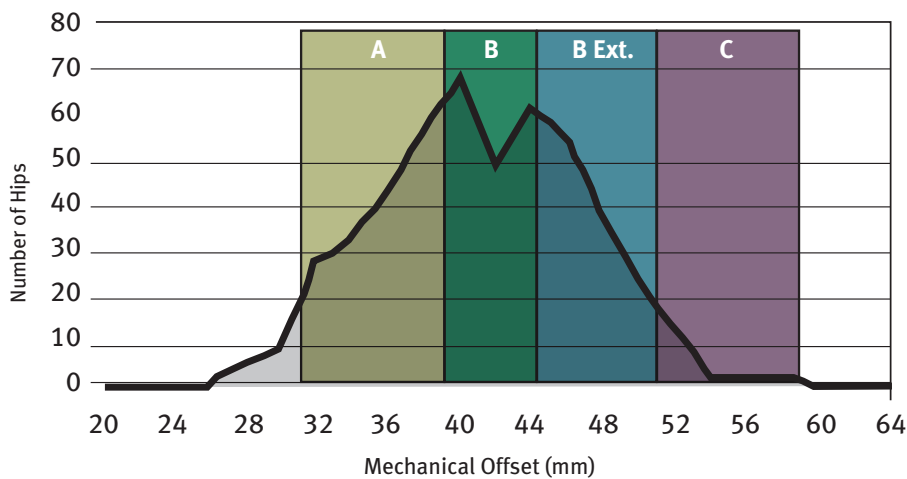
The stem offset fits to its medial contour to create more precise reconstruction of different femur morphologies.



## Fitmore families.

### Offset Range 497 patient x-rays examined\*

Nearly all measured patient offsets were covered by the *Fitmore* Hip Stem



### Preoperative planning was performed for 100 out of the 497 patients x-rays.

- 46% of patients were male and 54% were female, with an age range between 24 and 86 years
- The *Fitmore* Hip Stem fits in all cases
- Families B and B Ext covered 70% of patient anatomies
- Families A, B, and B Ext covered 93% of patient anatomies

The Developer Surgeon Team performed templating studies which showed that the *Fitmore* Stem fits the different femur shapes and offsets of many ethnic groups.

\*Data available on file at Zimmer

## Ordering Information

Item Number	Description
<b>ST-0055-100-0</b>	<b>Fitmore Stem Family A, Primary Set</b>
01.00551.102	Fitmore Hip Stem A, Size 2
01.00551.103	Fitmore Hip Stem A, Size 3
01.00551.104	Fitmore Hip Stem A, Size 4
01.00551.105	Fitmore Hip Stem A, Size 5
01.00551.106	Fitmore Hip Stem A, Size 6
01.00551.107	Fitmore Hip Stem A, Size 7
01.00551.108	Fitmore Hip Stem A, Size 8
01.00551.109	Fitmore Hip Stem A, Size 9
01.00551.110	Fitmore Hip Stem A, Size 10
01.00551.111	Fitmore Hip Stem A, Size 11
01.00551.112	Fitmore Hip Stem A, Size 12
<b>ST-0055-101-00</b>	<b>Fitmore Stem Family A, Macro Set</b>
01.00551.113	Fitmore Hip Stem A, Size 13
01.00551.114	Fitmore Hip Stem A, Size 14
<b>ST-0055-200-00</b>	<b>Fitmore Stem Family B, Primary Set</b>
01.00551.201	Fitmore Hip Stem B, Size 1
01.00551.202	Fitmore Hip Stem B, Size 2
01.00551.203	Fitmore Hip Stem B, Size 3
01.00551.204	Fitmore Hip Stem B, Size 4
01.00551.205	Fitmore Hip Stem B, Size 5
01.00551.206	Fitmore Hip Stem B, Size 6
01.00551.207	Fitmore Hip Stem B, Size 7
01.00551.208	Fitmore Hip Stem B, Size 8
01.00551.209	Fitmore Hip Stem B, Size 9
01.00551.210	Fitmore Hip Stem B, Size 10
01.00551.211	Fitmore Hip Stem B, Size 11
01.00551.212	Fitmore Hip Stem B, Size 12
<b>ST-0055-201-00</b>	<b>Fitmore Stem Family B, Macro Set</b>
01.00551.213	Fitmore Hip Stem B, Size 13
01.00551.214	Fitmore Hip Stem B, Size 14

Item Number	Description
<b>ST-0055-300-00</b>	<b>Fitmore Stem Family B Ext, Primary Set</b>
01.00551.301	Fitmore Hip Stem B Ext. Size 1
01.00551.302	Fitmore Hip Stem B Ext. Size 2
01.00551.303	Fitmore Hip Stem B Ext. Size 3
01.00551.304	Fitmore Hip Stem B Ext. Size 4
01.00551.305	Fitmore Hip Stem B Ext. Size 5
01.00551.306	Fitmore Hip Stem B Ext. Size 6
01.00551.307	Fitmore Hip Stem B Ext. Size 7
01.00551.308	Fitmore Hip Stem B Ext. Size 8
01.00551.309	Fitmore Hip Stem B Ext. Size 9
01.00551.310	Fitmore Hip Stem B Ext. Size 10
01.00551.311	Fitmore Hip Stem B Ext. Size 11
01.00551.312	Fitmore Hip Stem B Ext. Size 12
<b>ST-0055-301-00</b>	<b>Fitmore Stem Family B Ext, Macro Set</b>
01.00551.313	Fitmore Hip Stem B Ext. Size 13
01.00551.314	Fitmore Hip Stem B Ext. Size 14
<b>ST-0055-400-00</b>	<b>Fitmore Stem Family C, Primary Set</b>
01.00551.401	Fitmore Hip Stem C, Size 1
01.00551.402	Fitmore Hip Stem C, Size 2
01.00551.403	Fitmore Hip Stem C, Size 3
01.00551.404	Fitmore Hip Stem C, Size 4
01.00551.405	Fitmore Hip Stem C, Size 5
01.00551.406	Fitmore Hip Stem C, Size 6
01.00551.407	Fitmore Hip Stem C, Size 7
01.00551.408	Fitmore Hip Stem C, Size 8
01.00551.409	Fitmore Hip Stem C, Size 9
01.00551.410	Fitmore Hip Stem C, Size 10
01.00551.411	Fitmore Hip Stem C, Size 11
01.00551.412	Fitmore Hip Stem C, Size 12
<b>ST-0055-401-00</b>	<b>Fitmore Stem Family C, Macro Set</b>
01.00551.413	Fitmore Hip Stem C, Size 13
01.00551.414	Fitmore Hip Stem C, Size 14

Please refer to package insert for complete product information, including contraindications, warnings, precautions and adverse effects.

Contact your Zimmer representative or visit us at [www.zimmer.com](http://www.zimmer.com)

Distributed by:



+H124970551001001/\$081203L092